

# Mind Maps For English Learning

郭奕岑

English vocabulary constitutes a challenge for English foreign language teaching and learning. Most students spend a lot of time studying English vocabulary, but the result is often frustrating and unsatisfactory when so many students learn vocabulary by rote memorization, which is boring and dampens students' enthusiasm for learning. Therefore, it is desirable to find an effective tool to help students learn English vocabulary. The Mind Map is a thinking tool that, based on divergent thinking, builds up a structure of knowledge for each target word by associating it with other related words or concepts. Thus, recalling of one vocabulary word will prompt the other related items. It also incorporates words, pictures, color, images and graphics, making learning information a vividly visual format. Using Mind Maps in learning is in conformity with the theory of knowledge of visualization, information processing theory and brain science theory. This paper analyzes the feasibility of using the Mind Map in teaching and learning English vocabulary theoretically. Prior to any trials or other empirical research, this initial study adopts the qualitative methodology, mainly analyzing the features of the Mind Map and the scientific basis for using the Mind Map in teaching and learning English vocabulary. The goal of this paper is to encourage English foreign language teachers and students to incorporate the Mind Map into their educational process as an effective technique for teaching and learning English vocabulary.

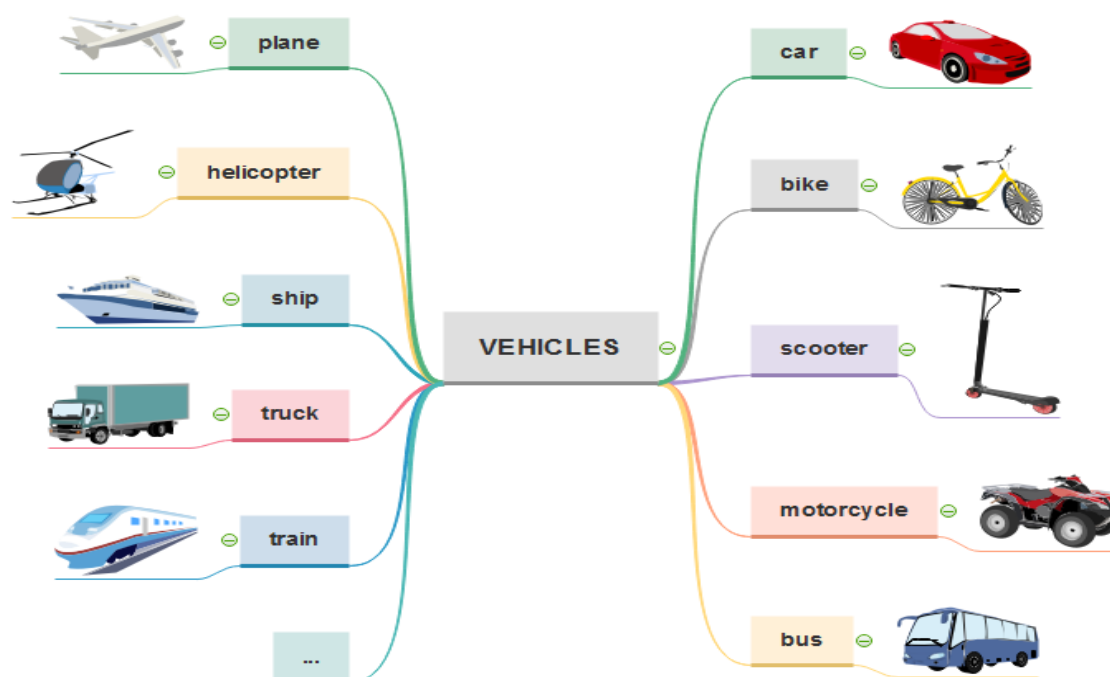
## How to Learn and Expand Vocabulary with Mind Maps

A number of people are complaining that English is so difficult a language to learn. If you find it hard and are looking for effective solutions, check out the following examples of English learning mind maps. They will probably give you a leg up in English grammar and vocabulary learning. You can magnify the mind map by clicking on the picture to view it in the source link.

Mind maps can be an effective tool in learning vocabulary words and expressions by making connections in a non-linear way. Language is used whenever and wherever possible. Vocabulary is the root of everything that involves the use of languages, such as writing, advertising, publishing, and daily communication. We are forced to receive, learn and use vocabulary every day, thus it's necessary for us to master how to learn and expand vocabulary with mind maps.

## Word List of Vehicles

Students may often come across the case of being required to make a word list under a certain category. For instance, if a teacher intends to teach his students word of vehicles, he is sure to need a mind map for words of vehicles. On the contrary, students also need such a mind map to enhance their memory and understanding of these vehicles. The supplementing benefit of using mind map is that cliparts are provided by the software to add visual information which strengthens memory. The following is an example word list of VEHICLES.



## Word Collocations with DO

A collocation is two or more words that often go together. These combinations just sound “right” to native English speakers, who use them all the time. Native English speakers who use these collocations all the time consider them as “right” and other combinations as “unnatural” and “wrong”. For example, in English, people always say “fast food” rather than “quick food”. This mind map is a mind map example of word collocations with DO.



There is no doubt that you start learning a foreign language from its vocabulary. When you sing, you begin with Do Re Mi; when you read, you begin with ABC. Vocabulary is the spring of sentences, paragraphs, essays, and books that provide readers with knowledge. Actually, that's commonly how vocabulary is taught to most students and how they review them following a linear structure. Does this words list work? Yes, but not that much. Such a structure can hardly make students gather words in defined catalog and groups. Since vocabulary is so important, how can you memorize them effectively? The best solution is to combine vocabulary memorizing with mind maps, a visualizing tool in managing information.

Different from traditional linear words list, mind maps work in a radiant structure and enriches your words map with colors and icons. As is known to all, intuitive things stimulate our brain better than monotonous elements. The process that a mind map develops is exactly how human brain flows naturally. In addition, the layout of a mind map usually adopts a radiant structure, thus helping you capture the connection between parts at first sight. What's more, you are able to link the detail of a word from the second language with that of your mother tongue, making comparisons to strengthen vocabulary memorizing.

### **How to Memorize Vocabulary with Mind Maps?**

Step 1:

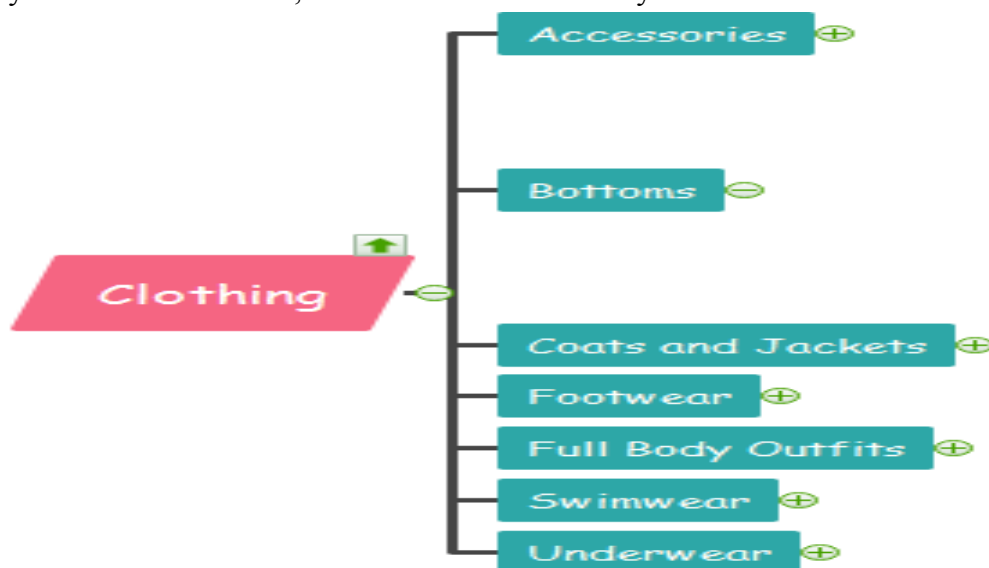
Place the name of the language you are learning as the main idea in the center of the map you create. Add several catalogs such as "Clothing", "Shopping", "Information Technology" etc. around the main idea as main topics.

Step 2:

Create a new map as the submap with the main topics in Step 1 as the main idea of them respectively. Add hyperlinks to the map in Step 1 to connect the sub-maps with them in one click.

Step 3:

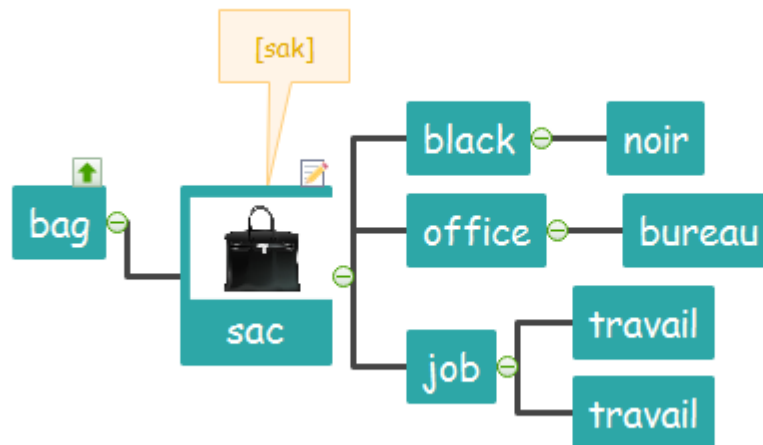
Get your sub-maps structured by branching out detailed main topics following the respective catalogs in Step 1. For example, here I branch off “Clothing” with hyponym like “Accessories”, “Bottoms” and “Full Body Outfits”.



Step 4:

Supplement your sub-maps with the vocabulary you are learning.

- Start by supplementing vocabulary in your mother-tongue, then branch off its translation as a subtopic following it.
- Insert corresponding images or symbols above the new word whenever it is possible. They stimulate your brain better than linear texts and helps memorize the target word easily.
- Furthermore, extensive associations such as relating words and example sentences of the target word can also be added into the map. This offers the target word a concrete context so that you can understand its meaning and usage in detail.
- You can add the phonetic transcription as a note inserted to the target word, just in case you might forget the pronunciation of it. This note works at your will – give it a click if you need it, or ignore it when it is not necessary. The advantage of inserting its pronunciation as a note is that it does not prevent you from skimming over the whole map at any time.



Print your maps on a default paper size and stick the print – outs on the wall that you can see frequently, or make them into flashcards which you can put in your pocket. According to The Ebbinghaus Forgetting Curve, people lost almost 75% of the knowledge they learned in six days if they don't review them. In this case, even a glance at your maps facilitates the vocabulary to impress themselves on your brain deeper.

Mind Map do work out in helping people memorize the vocabulary of a second language fast and effectively. Do you like it? Try out the free trial of mind mapping software and start creating your vocabulary library! It may take you some time to create a mind map. However, if you stick to learning words in this way, you are sure to expand your vocabulary and benefit a lot from the mind maps. Mind Map is one of the efficient method to organize ideas and analyze complex situations through breaking things down into smaller parts. It can be used along or with in collaboration with other design thinking methods. Mind Map can be applied in different sectors including business and education to achieve goals related to better thinking and collaboration between employees or students.